



STORAGE DEVELOPER CONFERENCE

SNIA ■ SANTA CLARA, 2014

Next Generation Storage Networking for Next Generation Data Centers

Dennis Martin

President, Demartek

Tuesday, September 16, 2014



Agenda

- ❑ About Demartek
- ❑ Increased Bandwidth Needs for Storage
- ❑ Storage Interface Technology & Futures
 - ❑ Ethernet, Fibre Channel, SAS, Thunderbolt, USB
- ❑ Cabling – Fiber Optic and Copper
- ❑ Performance Results
- ❑ Demartek Free Resources

SNIA SDC Session Evaluations

- ❑ Be sure to complete the session evaluations that will be emailed to you.
- ❑ The SNIA staff reads these and I also get a copy of the results for this session.
- ❑ SNIA is offering a **\$100 American Express gift card** to a randomly selected individual who completes the evaluations.



Demartek Video



Click to view this one minute video
(available in 720p and 1080p)

Demartek YouTube Channel:

<http://www.youtube.com/user/Demartek/videos>

- ❑ Industry Analysis and ISO 17025 accredited test lab
- ❑ Lab includes servers, networking & storage
 - ❑ Ethernet: 1, 10 & 40 Gbps: NFS, SMB (CIFS), iSCSI, FCoE and SR-IOV
 - ❑ Fibre Channel: 4, 8 & 16 Gbps
 - ❑ Servers: 8+ cores, large RAM
 - ❑ Virtualization: VMware, Hyper-V, Xen, KVM
- ❑ We prefer to run real-world applications to test servers and storage solutions
- ❑ Website: www.demartek.com

The Need for More Bandwidth

► Server and Application Growth

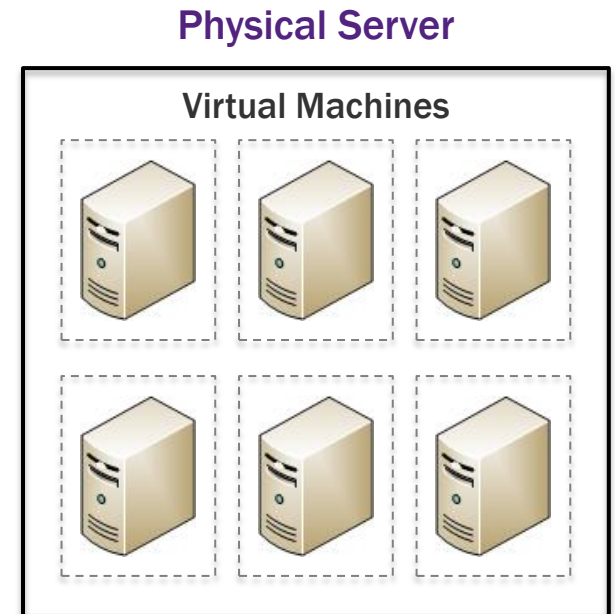
❑ Server Virtualization

- ❑ How many VMs per physical server do you deploy?
- ❑ Compare the number of VMs today vs. one and two years ago

❑ Application Growth

- ❑ Applications processing more data today
- ❑ Bootstorm test with 90 VMs in one physical server

http://www.demartek.com/Demartek_Analysis_of_VDI_Storage_Performance_during_Bootstorm.html



The Need for More Bandwidth

► New Hardware

❑ New Generations of Servers



❑ PCI Express 3.0 since 2012

- ❑ Up to 40 PCIe lanes per processor

❑ New servers support 10GbE on the motherboard

❑ More cores per processor


❑ Larger memory support (up to 1.5TB/processor)

❑ SSD

- ❑ Are you deploying enterprise SSDs today?

PCI-Express

- ❑ Measured in gigatransfers/second (GT/s)
 - ❑ Bandwidth specified by indicating number of lanes such as “x1”, “x2”, etc., and generally spoken as “by 1”, “by 2”, etc.

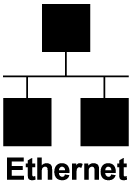
 Demartek	GT/s	Encoding	x1	x2	x4	x8	x16
PCIe 1.x	2.5	8b/10b	250 MB/s	500 MB/s	1 GB/s	2 GB/s	4 GB/s
PCIe 2.x	5	8b/10b	500 MB/s	1 GB/s	2 GB/s	4 GB/s	8 GB/s
PCIe 3.x	8	128b/130b	1 GB/s	2 GB/s	4 GB/s	8 GB/s	16 GB/s

* This table available at http://www.demartek.com/Demartek_Interface_Comparison.html

- ❑ **PCIe 4.0** – In November 2011, the PCI-SIG announced the approval of 16 GT/s as the bit rate for PCIe 4.0.
 - ❑ PCIe 4.0 specification Rev 0.5 targeted for 2H 2014*
 - ❑ PCIe 4.0 specification Rev 0.9 targeted for 1H 2016*
- * Source: PCI-SIG

Ethernet

► 1GigE and 10GigE



□ 1GigE

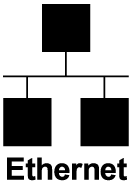
- Not unusual to have 4, 6 or 8 NIC ports in a server
 - Consider the number of cables and PCIe slots used
- Can be quad-port, dual-port or single-port

□ 10GigE

- A dual-port 10GigE NIC provides bandwidth and failover
- Good choice for 1U servers that have few I/O slots
- Slot requirements
 - Dual-port 10GigE NIC – PCIe 3.0 x4 or PCIe 2.0 x8
 - Single-port 10GigE NIC – PCIe 2.0 x4 or PCIe 1.0 x8
- Adoption: blade servers yes, rack servers not so much

Ethernet

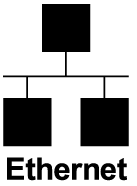
► 40GigE and 100GigE



- ❑ IEEE 802.3ba (40GigE & 100GigE) ratified June 2010
- ❑ The fastest Ethernet cables and connectors today are 10 Gbps per lane or channel
- ❑ Higher speeds today are achieved by bundling
 - ❑ 40GigE today = 4 x 10 Gbps together
 - ❑ 100GigE today = 10 x 10 Gbps together
- ❑ 25 Gbps connectors will soon be available
 - ❑ These connectors support up to 28 Gbps (“25/28G”)
 - ❑ 100GigE (future) = 4 x 25 Gbps together
 - ❑ 250GigE (future) = 10 x 25 Gbps together
 - ❑ End-user products possibly available in 2014 or 2015
- ❑ 40 Gbps NICs require PCIe 3.0 x8 or x16 slot in the server

Ethernet

► 25GigE



- ❑ 25Gb PHYs are beginning to appear
- ❑ Why not 25GbE over single-lane connection?
- ❑ 25G Ethernet Consortium Announcement – July 1, 2014
 - ❑ Arista Networks, Broadcom, Google, Mellanox and Microsoft
 - ❑ 25GbE and 50GbE specifications
 - ❑ www.25GEthernet.org
- ❑ IEEE has announced a 25GbE study group – July 2014
 - ❑ First use case: server interconnects

Fibre Channel

► 16 Gigabit (16GFC)



- ❑ **16GFC is backward compatible with 4GFC & 8GFC**
- ❑ **Uses 14 Gbps single-lane connectors**
 - ❑ Doubles speed of 8GFC due to newer 64b/66b encoding
- ❑ **First 16GFC switches and HBAs shipped in 2011**
 - ❑ Some of these HBAs can function as 10 Gb NICs
- ❑ **FC speeds and server slot requirements (dual-port)**
 - ❑ 4 Gb: PCI-X 2.0, PCIe 1.0
 - ❑ 8 Gb: PCIe 2.0 x4 or PCIe 1.0 x8
 - ❑ 16 Gb: PCIe 3.0 x4 or PCIe 2.0 x8

Fibre Channel



► 32 Gigabit and 128 Gigabit (“Generation 6”)

- ❑ In February 2014, “Gen 6” Fibre Channel was announced
- ❑ 32 Gbps single-lane connection (“32GFC”)
 - ❑ OM4 fiber-optic expected cable distance: 100m
- ❑ 128 Gbps parallel connection (4 x 32, “128GFCp”)
 - ❑ Initially used for switch-to-switch connections
- ❑ Forward Error Correction (FEC)
- ❑ Energy Efficiency
 - ❑ Power at transceiver is reduced when not in use (“dimmer switch”)
- ❑ Backward Compatible with 16GFC and 8GFC
- ❑ Products expected to be available in 2016

Converged Networks



- ❑ **Combined LAN and SAN networks**
 - ❑ Lossless features of Fibre Channel with ubiquity of Ethernet
- ❑ **Data Center Bridging (DCB)**
 - ❑ Enhanced Ethernet to support FC storage traffic and more
- ❑ **FCoE – Fibre Channel over Ethernet**
 - ❑ First major application for DCB – runs FC at 10 Gbps
- ❑ **CNA – Converged Network Adapter**
 - ❑ Supports 10 Gb Ethernet and 10 Gb FCoE at the same time on the same cable

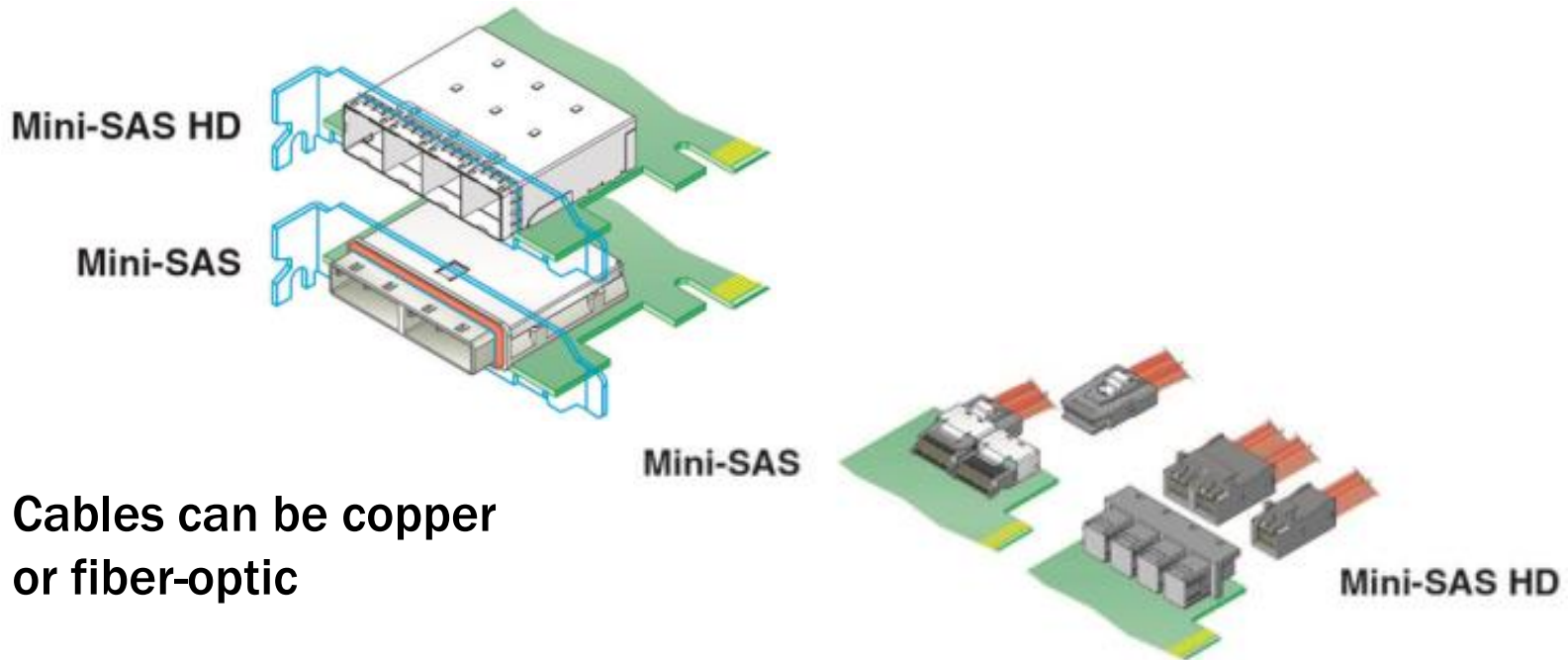
SAS – Serial Attached SCSI



- ❑ **12Gb/s SAS also known as SAS3**
- ❑ **12Gb/s began shipping in 2H 2013**
 - ❑ SAS HBAs and RAID controllers
 - ❑ Drives – SSDs and some HDDs
 - ❑ Some external storage arrays
- ❑ **Volume production ramp-up expected in 2014**
- ❑ **For best results use servers that support PCIe 3.0**
 - ❑ PCIe 3.0 x8 for typical 12Gb/s SAS adapter
- ❑ **12Gb/s SAS uses mini-SAS HD connectors**

SAS

▶ Mini-SAS HD connectors



- ❑ Cables can be copper or fiber-optic
- ❑ See larger versions of these diagrams and information for other storage interfaces on the Demartek Storage Interface Comparison page: http://www.demartek.com/Demartek_Interface_Comparison.html

Thunderbolt™ 2



- ❑ Doubles previous speed to 20 Gbps
- ❑ Target audience is media creators and editors who use premium laptops, desktops, workstations and peripherals that connect to them.
 - ❑ Includes storage devices, especially SSDs
- ❑ Currently limited to six (6) devices on one connection
 - ❑ Devices can be daisy-chained
- ❑ Available on motherboards now
 - ❑ Add-in cards now available
- ❑ Thunderbolt will support NVMe
- ❑ Expect more activity during 2014 and 2015



17


Thunderbolt™ 2




- ❑ Thunderbolt 2 hubs are now available
- ❑ Thunderbolt 2 can be used to carry Ethernet at 10 Gbps
 - ❑ Share files between PC and Mac
 - ❑ Thunderbolt 2 to 10GbE bridge devices connect to standard 10GbE switches



USB 3.1



- ❑ **USB 3.1 specification completed July 2013**
 - ❑ Doubles speed to 10 Gbps (USB 3.0 is rated for 5 Gbps)
 - ❑ Works with existing USB 3.0 and 2.0 products
- ❑ **USB 3.1 Power Delivery**
 - ❑ Can deliver up to 100 watts, bi-directionally
 - ❑ Can deliver audio/video, data and power concurrently
- ❑ **Media Agnostic USB protocol (USB over WiFi)**
 - ❑ Allows wireless devices and docking stations to communicate using the USB protocol
- ❑ **New USB Type-C bi-directional connector**
 - ❑ Similar in size to existing USB 2.0 micro-B
- ❑ **Products expected by end of year 2014**



USB 3.1 Type-C Connector

- ❑ **Type-C Connector Specification completed in August 2014**
- ❑ **Entirely New Design with Smaller Size**
 - ❑ Tailored for emerging product designs
 - ❑ Robust enough for laptops and tablets; slim enough for mobile phones
- ❑ **Reversible plug orientation & cable direction**
- ❑ **All Type-C cables are electronically marked**
 - ❑ Can pass cable information to the device
- ❑ **Typical length: 1m**
 - ❑ Passive cables only today, but active cables could be built
 - ❑ No optical cables yet, but nothing prevents it

USB Type-C Cable & Connector



USB Type-C Cable and Connector Renderings

Provided by the USB 3.0 Promoter Group

TYPE-C PLUG & CABLE

MID-MOUNT RECEPTACLE

TOP-MOUNT RECEPTACLE

TOP-MOUNT RECEPTACLE HYBRID

TOP-MOUNT RECEPTACLE DUAL-ROW SMT

MID-MOUNT RECEPTACLE HYBRID

MID-MOUNT RECEPTACLE DUAL-ROW SMT


Copyright © 2014 USB 3.0 Promoter Group. All rights reserved.

USB 3.1

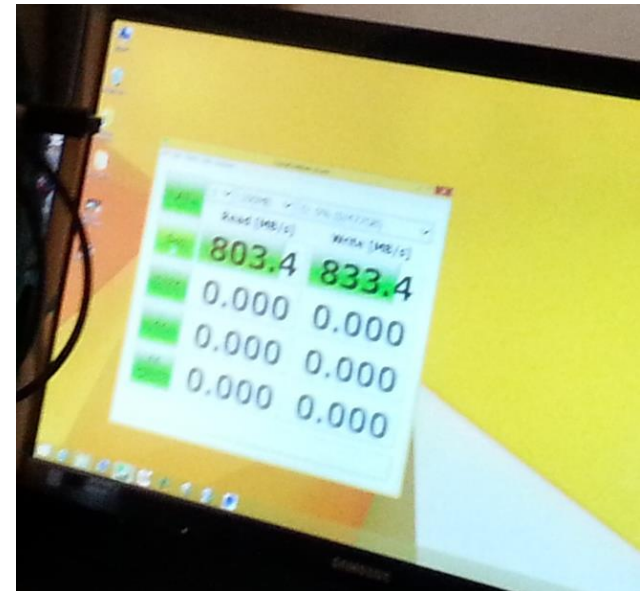


Sept. 11, 2014
at IDF 2014

USB Type-C
Cable



Single SSD
running over
USB 3.1
800+ MB/sec



NVM Express (NVMe)



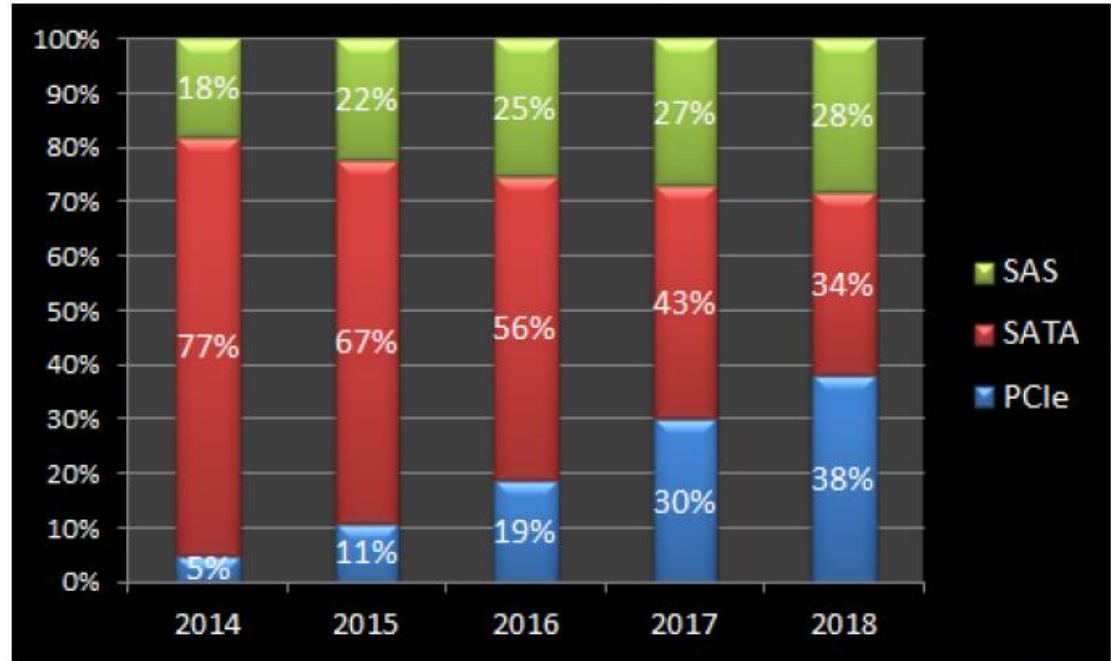
- ❑ Scalable host controller interface designed for enterprise and client systems that use PCI Express SSDs
- ❑ Designed with Flash memory and technologies coming after Flash memory in mind (non-volatile memory)
- ❑ Much faster (lower latency) software stack than existing storage stacks such as SAS and SATA
- ❑ In-box drivers for Windows and Linux now, others planned
- ❑ Expect SSD product announcements in 2014 and 2015
 - ❑ First shipping product available late March 2014
- ❑ Additional comments and explanation:
http://www.demartek.com/Demartek_Comments_IDF2013_and_NVMe.html
(2014 edition to be posted soon)

NVM Express (NVMe) Futures



Enterprise SSD by Interface

- ❑ PCI Express (PCIe) projected to be the leading enterprise SSD interface by 2018




Source: IDC

- ❑ Expect NVMe to ship broadly in client SSD market in 2015.
- ❑ NVMe over Fabrics development underway. Goal is to run NVMe over network of choice within ~10 μ s latency of local.
 - ❑ NVMe works well with RDMA

Cabling Recommendations

► Fiber Optic Cables (data center)

- ❑ Fiber optic cabling service life: 15 – 20 years
- ❑ Recommendation: OM4 cables for current & future
 - ❑ OM4 will support 40/100 GigE and 32GFC

 Demartek	OM1	OM2	OM3	OM4
Jacket color	Orange	Orange	Aqua	Aqua
1 Gb/s	300m	500m	860m	–
2 Gb/s	150m	300m	500m	–
4 Gb/s	70m	150m	380m	400m
8 Gb/s	21m	50m	150m	190m
10 Gb/s	33m	82m	Up to 300m	Up to 400m
16 Gb/s	15m	35m	100m	125m

* This table available at http://www.demartek.com/Demartek_Interface_Comparison.html

Cabling Recommendations

► Copper Cables (data center)

❑ 10 GigE – SFP+ Copper

- ❑ SFP+ copper cables are known as Direct Attach Copper (DAC)
- ❑ SFP+ “transceiver” is directly attached to the cable
- ❑ Common lengths of 10 GigE DAC are 3 and 5 meters

❑ 10 GigE – RJ45 / 10GBASE-T

- ❑ Cables must be certified to at least 500MHz to ensure 10GBASE-T compliance
- ❑ **Recommendation** – Cat6a & Cat7 up to 100 meters
- ❑ Cat6 can be used up to 55 meters, but should be tested first
- ❑ Cat5e is not recommended for 10 GigE

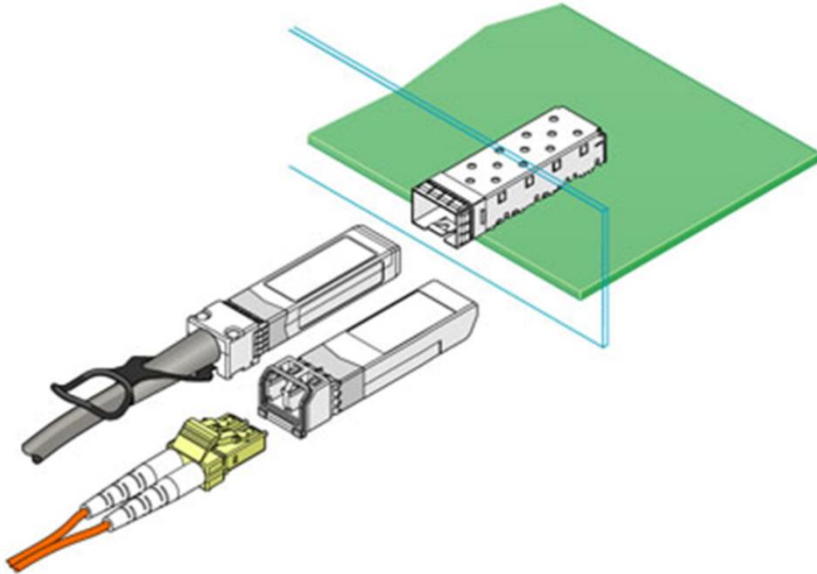
Cabling Recommendations

► Future Technology Outlook

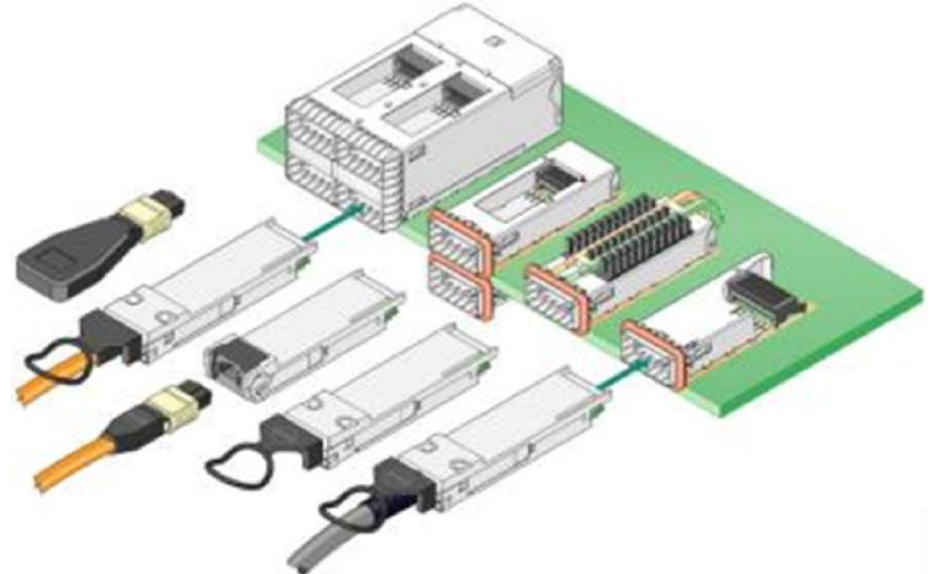
- ❑ **As interface speeds increase, expect increased usage of fiber-optic cables and connectors for most interfaces**
 - ❑ At higher Gigabit speeds, passive copper cables and interconnects experience “amplitude loss” and become too “noisy” except for short distances (within a rack or to adjacent racks)
 - ❑ Expect to see “active copper” for some higher-speed connection types
 - ❑ Active copper can go longer distances than passive copper
 - ❑ Active copper is thinner allows for better airflow than passive copper
 - ❑ Active copper uses more power than passive copper


Connectors

Single-lane – SFP, SFP+



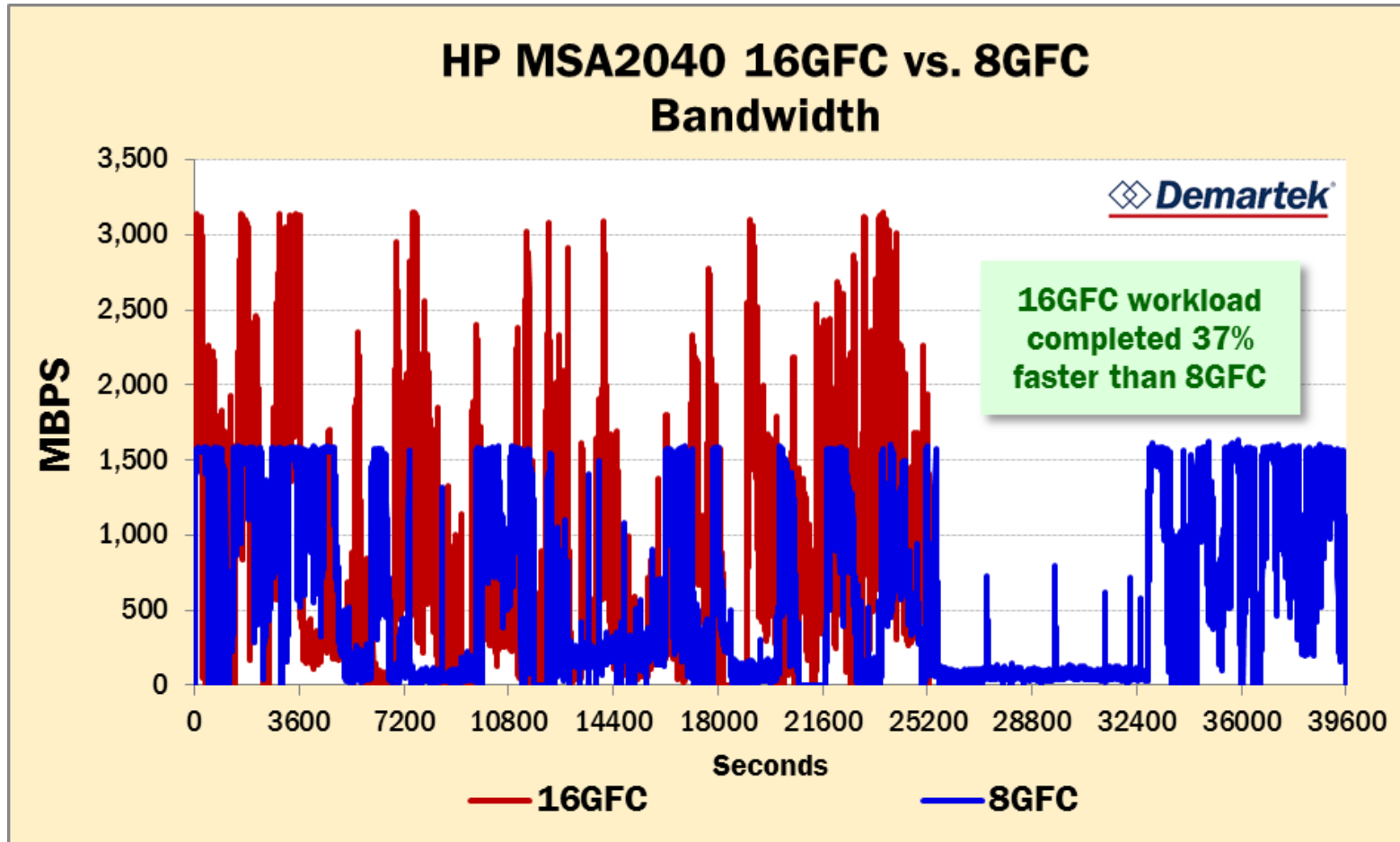
Four-lane – QSFP, QSFP+



 Demartek®	SFP	SFP+	QSFP+
Ethernet	1GbE	10GbE	40GbE
Fibre Channel	1GFC, 2GFC, 4GFC	8GFC, 16GFC	–
Infiniband	–	–	QDR, FDR

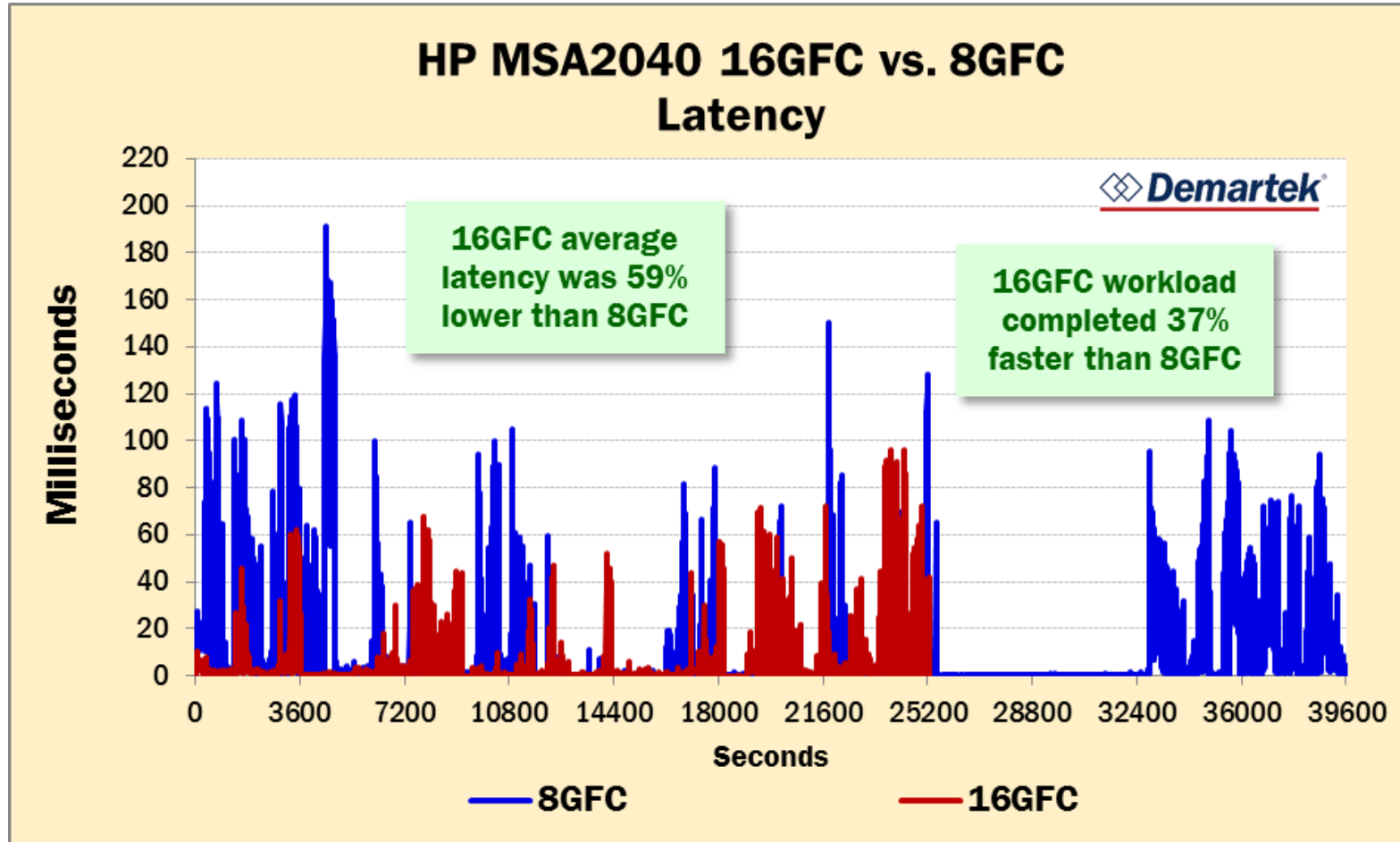
Performance Example: 16GFC vs. 8GFC

► Bandwidth– SQL Server data warehousing workload



Performance Example: 16GFC vs. 8GFC

► Latency – SQL Server data warehousing workload

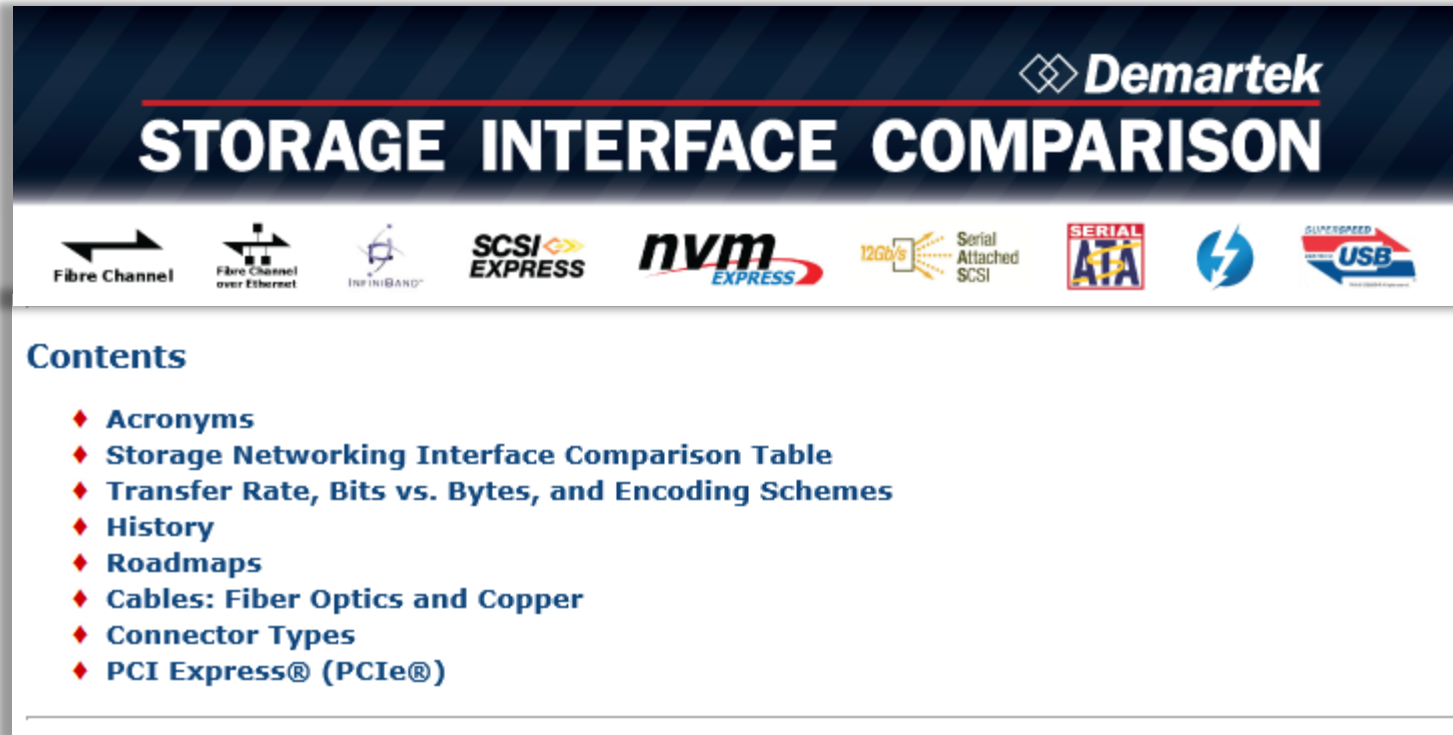


Demartek Free Resources



- ❑ Demartek comments on Flash Memory Summit 2014
www.demartek.com/Demartek_Flash_Memory_Summit_2014_Commentary.html
- ❑ Demartek comments on CES 2014 (USB & Thunderbolt)
www.demartek.com/Demartek_CES_2014.html
- ❑ Demartek comments on IDF2013 & NVMe (2014 version available soon)
www.demartek.com/Demartek_Comments_IDF2013_and_NVMe.html
- ❑ Demartek SSD Deployment Guide
www.demartek.com/Demartek_SSD_Deployment_Guide.html
- ❑ Demartek Video Library -
http://www.demartek.com/Demartek_Video_Library.html
- ❑ Demartek FC Zone - www.demartek.com/FC
- ❑ Demartek iSCSI Zone - www.demartek.com/iSCSI
- ❑ Demartek SSD Zone - www.demartek.com/SSD

Performance reports,
Deployment Guides and
commentary available
for free download.



The banner features the Demartek logo and the title "STORAGE INTERFACE COMPARISON". Below the title is a row of icons for various storage interfaces: Fibre Channel, Fibre Channel over Ethernet, INFINIBAND, SCSI EXPRESS, nvm EXPRESS, 12Gb/s Serial Attached SCSI, SERIAL ATA, a lightning bolt icon, and SUPER SPEED USB.

Contents

- ◆ Acronyms
- ◆ Storage Networking Interface Comparison Table
- ◆ Transfer Rate, Bits vs. Bytes, and Encoding Schemes
- ◆ History
- ◆ Roadmaps
- ◆ Cables: Fiber Optics and Copper
- ◆ Connector Types
- ◆ PCI Express® (PCIe®)

- ❑ Downloadable interactive PDF version now available
- ❑ Search engine: “storage interface comparison”
- ❑ www.demartek.com/Demartek_Interface_Comparison.html

Free Monthly Newsletter



Demartek publishes a free monthly newsletter, *Demartek Lab Notes*, highlighting recent reports, articles and commentary.



Look for the newsletter sign-up at:
www.demartek.com/Newsletter

SNIA SDC Session Evaluations

- ❑ Be sure to complete the session evaluations that will be emailed to you.
- ❑ The SNIA staff reads these and I also get a copy of the results for this session.
- ❑ SNIA is offering a **\$100 American Express gift card** to a randomly selected individual who completes the evaluations.



Thank You!

Dennis Martin, President

dennis@demartek.com

www.linkedin.com/in/dennismartin



(303) 940-7575

www.demartek.com

<http://twitter.com/Demartek>

www.youtube.com/Demartek

Skype: Demartek

To learn more about Demartek:

- ◆ Download the Aurasma App (Android/iPhone)
- ◆ Search and follow “Demartek”
- ◆ View image below with viewfinder.



*also on the back of Dennis' business card

Powered by:

